

Electrical equipment for explosive atmospheres

Appleton™ ATX™

Emerson Quick Release for Appleton™ Products and Localized European Services



EMERSON™



NORTELCO

Emerson provides localized services across the European continent

Short lead times to serve you better:

Look for these icons for product specific lead times.

Made to stock products shipped to France, Belgium, Netherlands, or Luxembourg 2 days after receipt of the order	2DAY EXPRESS <small>To France, Belgium, Netherlands and Luxembourg</small>
Made to order products shipped to France, Belgium, Netherlands, or Luxembourg 5 days after receipt of the order	5DAY EXPRESS <small>To France, Belgium, Netherlands and Luxembourg</small>
Made to order products to other European countries (outside of France, Belgium, Netherlands, or Luxembourg) 5 days after receipt of the order	5DAY EXPRESS <small>To Other European Countries</small>
Made to order products manufactured and shipped to other European countries (outside of France, Belgium, Netherlands, or Luxembourg) 8 days after receipt of the order	8DAY EXPRESS <small>To Other European Countries</small>

Contact List

Country	Sales Representative	Quotation Engineer	Customer Service
West / Southwest France	Willy Charbonnier + 33 6 07 61 45 30 Willy.Charbonnier@emerson.com	Sebastian Capilnean + 40 374 132 540 Sebastian.Capilnean@emerson.com	Peggy Morais + 33 3 22 54 27 59 Peggy.Morais@emerson.com
Northeast France	Olivier Le-Saux + 33 678 798 702 Olivier.Le-Saux@emerson.com	Patrick Richel + 33 1 49 79 73 42 Patrick.Richel@emerson.com	Isabelle Heurtaux + 33 3 22 54 28 42 Isabelle.Heurtaux@emerson.com
Rhône - Alpes region France	Olivier Le-Saux + 33 678 798 702 Olivier.Le-Saux@emerson.com	Marius Nistor +40 3 74 42 32 52 Marius.Nistor@Emerson.com	Isabelle Heurtaux + 33 3 22 54 28 42 Isabelle.Heurtaux@emerson.com
Southeast France	Sandrine Renaldo + 33 6 74 89 58 21 Sandrine.Renaldo@emerson.com	Constantin Ciot + 33 1 49 79 73 39 Constantin.Ciot@emerson.com	Isabelle Hacquart + 33 3 22 54 27 67 Isabelle.Hacquart@emerson.com
Belgium	Joël Vanlooche + 32 495 69 50 39 joel@helpelek.be	Ionut Vacar + 40 3 74 42 34 91 Ionut.Vacar@Emerson.com	Sanda Iuhos + 40 3 74 42 30 87 Sanda.Iuhos@Emerson.com
Netherlands	Maxim Vons + 31 613 145 710 m.vons@controlin.nl	Ionut Vacar + 40 3 74 42 34 91 Ionut.Vacar@Emerson.com	Sanda Iuhos + 40 3 74 42 30 87 Sanda.Iuhos@Emerson.com
United Kingdom, Ireland	Bryan Jackson + 44 7 710 300 824 Bryan.Jackson@emerson.com	Cosmin Cheleman +40 3 74 42 30 92 Cosmin.Cheleman@Emerson.com	Dana Zegrean + 44 16 22 61 86 27 Dana.Zegrean@Emerson.com
Spain	Joaquin Gabarron + 34 913 013 438 Joaquin.Gabarron@emerson.com	Marcel Huluban + 40 3 74 13 12 02 Marcel.Huluban@Emerson.com	Sanda Iuhos + 40 3 74 42 30 87 Sanda.Iuhos@Emerson.com
Portugal	Joaquin Gabarron + 34 913 013 438 Joaquin.Gabarron@emerson.com	Marcel Huluban + 40 3 74 13 12 02 Marcel.Huluban@Emerson.com	Peggy Morais + 33 3 22 54 27 59 Peggy.Morais@emerson.com
Germany, Austria, Switzerland		Cosmin Cheleman +40 3 74 42 30 92 Cosmin.Cheleman@Emerson.com	Isabelle Heurtaux + 33 3 22 54 28 42 Isabelle.Heurtaux@emerson.com
Italy	Jorge Valjalo + 33 681 445 538 Jorge.Valjalo@emerson.com	Ionut Vacar + 40 3 74 42 34 91 Ionut.Vacar@Emerson.com	Isabelle Heurtaux + 33 3 22 54 28 42 Isabelle.Heurtaux@emerson.com


ATEX EXPERT :

For all your ATEX technical questions contact our expert via email


ATEX Expert for France : expertfratex@emerson.com

ATEX Expert for other European countries : atex@emerson.com

FELED Series – LED Luminaire (Zones 1 & 2 – 21 & 22)

LED	Standard version	Catalogue Number	
	Ex eb mb op is IIC with diffused lens – 5000K	Unarmoured cable + 1x M25 cable gland ①	Armoured cable M20 entries ②
	3050 lm – 120-277 Vac, 50/60 Hz – 170-300 VDC	FELED3CBUSND	FELED3CBUSAD
	4200 lm – 120-277 Vac, 50/60 Hz – 170-300 VDC	FELED4CBUSND	FELED4CBUSAD
	5300 lm – 120-277 Vac, 50/60 Hz – 170-300 VDC	FELED5CBUSND	FELED5CBUSAD
	7200 lm – 120-277 Vac, 50/60 Hz – 170-300 VDC	FELED7CBUSND	FELED7CBUSAD
	Emergency version – 180 minutes battery backup	Catalogue Number	
	Unarmoured cable + 1x M25 cable gland ①	Armoured cable M20 entries ②	
	Ex db eb mb IIC with diffused lens – 5000K		
	5300 lm – 120-277 Vac, 50/60 Hz – 170-300 VDC	FELED5CBUSNDE	FELED5CBUSADE


FNLED Series – LED Luminaire (Zones 2 – 22)

LED	Standard version	Catalogue Number	
	Ex ec IIC with diffused lens – 5000K	Unarmoured cable + 1x M25 cable gland ①	Armoured cable M20 entries ②
	3300 lm – 120-277 Vac, 50/60 Hz – 170-300 VDC	FNLED3CBUSND	FNLED3CBUSAD
	4300 lm – 120-277 Vac, 50/60 Hz – 170-300 VDC	FNLED4CBUSND	FNLED4CBUSAD
	5100 lm – 120-277 Vac, 50/60 Hz – 170-300 VDC	FNLED5CBUSND	FNLED5CBUSAD
	7000 lm – 120-277 Vac, 50/60 Hz – 170-300 VDC	FNLED7CBUSND	FNLED7CBUSAD


FDLED Series – LED Luminaire (Zones 1 & 2 – 21 & 22)

LED	Ex d IIC with diffused lens – 5650K	Catalogue Number ③
	400 lm – 230 Vac, 50 Hz – 2x M20 entries	FDLED04AD2
2400 lm – 110-254 Vac, 50/60 Hz – 2x M20 entries	FDLED25BU2D	
4725 lm – 110-254 Vac, 50/60 Hz – 2x M20 entries	FDLED50BU2D	

AMLZ Areamaster™ Series – LED Floodlight (Zones 1 & 2 – 21 & 22)

LED	Ex eb mb op is IIC – 5000K	Catalogue Number ③	
	1x M20 adaptor supplied	Clear Lens	Frosted Lens
	9000 lm – 120-277 Vac, 50/60 Hz – 170-300 VDC	AMLZL6CG6BUM	AMLZL6CF6BUM
	14000 lm – 120-277 Vac, 50/60 Hz – 170-300 VDC	AMLZL7CG6BUM	AMLZL7CF6BUM
	18500 lm – 120-277 Vac, 50/60 Hz – 170-300 VDC	AMLZL8CG6BUM	AMLZL8CF6BUM

AMHZ Areamaster Series – High Lumen LED Floodlight (Zones 1 & 2 – 21 & 22)

LED	Ex eb mb op is IIC – 5000K	Catalogue Number ③	
	1x M20 adaptor supplied	Clear Lens	Frosted Lens
	23000 lm – 120-277 Vac, 50/60 Hz – 170-300 VDC	AMHZL1CG6BUM	AMHZL1CF6BUM
	28500 lm – 120-277 Vac, 50/60 Hz – 170-300 VDC	AMHZL2CG6BUM	AMHZL2CF6BUM
	36000 lm – 120-277 Vac, 50/60 Hz – 170-300 VDC	AMHZL3CG6BUM	AMHZL3CF6BUM


① Cable glands provided in luminaires with unarmoured hub entries.

② Must order armoured cable glands separately. M20 entries are with brass earth continuity plate for armoured cable.


③ Must order armoured cable glands separately.




AMLG Areamaster Series – LED Floodlight (Zones 2 – 21 & 22)

LED 	Ex ec IIC – 5000K	Catalogue Number ③	
	1x M20 adaptor supplied	Clear Lens	Frosted Lens
	9500 lm – 120-277 Vac, 50/60 Hz – 170-300 VDC	AMLGL6CG6BUM	AMLGL6CF6BUM
	15000 lm – 120-277 Vac, 50/60 Hz – 170-300 VDC	AMLGL7CG6BUM	AMLGL7CF6BUM
	19500 lm – 120-277 Vac, 50/60 Hz – 170-300 VDC	AMLGL8CG6BUM	AMLGL8CF6BUM


AMLH Areamaster Series – High Lumen LED Floodlight (Zones 2 – 21 & 22)

LED 	Ex ec IIC – 5000K	Catalogue Number ③	
	1x M20 adaptor supplied	Clear Lens	Frosted Lens
	24000 lm – 120-277 Vac, 50/60 Hz – 170-300 VDC	AMLHL1CG6BUM	AMLHL1CF6BUM
	30000 lm – 120-277 Vac, 50/60 Hz – 170-300 VDC	AMLHL2CG6BUM	AMLHL2CF6BUM


MGZ Mercmaster™ Series LED Luminaire (Zones 1 & 2 – 21 & 22) 2 Catalogue numbers to order: luminaire + mounting hood

LED 	Ex eb mb op is IIC – 5000K Type V Wide light distribution pattern	Catalogue Number ③	
	(polycarbonate globe)	Clear lens	Frosted Lens
	3800 lm – 120-277 Vac, 50/60 Hz – 170-300 VDC	MGZL3CPWBU	MGZL3CDWBU
	5600 lm – 120-277 Vac, 50/60 Hz – 170-300 VDC	MGZL5CPWBU	MGZL5CDWBU
	7900 lm – 120-277 Vac, 50/60 Hz – 170-300 VDC	MGZL7CPWBU	MGZL7CDWBU

MLG Mercmaster Series LED Luminaire (Zones 2 – 21 & 22) 2 Catalogue numbers to order: luminaire + mounting hood

LED 	Ex ec op is IIC – 5000K Type V light distribution pattern	Catalogue Number ③	
	(polycarbonate globe)	Clear lens	Frosted Lens
	3500 lm – 120-277 Vac, 50/60 Hz – 170-300 VDC	MLGL3CP5BU	MLGL3CD5BU
	5500 lm – 120-277 Vac, 50/60 Hz – 170-300 VDC	MLGL5CP5BU	MLGL5CD5BU
	7500 lm – 120-277 Vac, 50/60 Hz – 170-300 VDC	MLGL7CP5BU	MLGL7CD5BU
	9500 lm – 120-277 Vac, 50/60 Hz – 170-300 VDC	MLGH9CP5BU	MLGH9CD5BU

Mounting hoods for MGZ and MLG Series LED Luminaires

LED 	Mounting Hood	Catalogue Number
		Ceiling – 5x entries M20 ③④
	Wall – 5x entries M20 ③④	KPWB20
	25° Stanchion – 1x 1-1/2" NPT entry	KPS150
	90° Stanchion – 1x 1-1/2" NPT entry	KPST150
	Suspension ring for use with KPCM20	Z00927



③ Must order armoured cable glands separately.

④ Supplied with 2 nickel plated brass adaptors and four polyamide plugs.


LED and Fluorescent Lighting




FDBAESLED Series – LED Luminaire (Zones 1 & 2 – 21 & 22)

 LED	Ex d IIC – Self-contained emergency LED lighting system (60 minutes)	Catalogue Number ^③
	55 lm – 230 Vac, 50/60 Hz – M20 – Escape route lighting	FDBAESLEDEM
	540 lm – 230 Vac, 50/60 Hz – M20 – Space lighting	FDBAESLEDSLM
	Label – emergency exit 	BAESLABEL200


FE Series – Fluorescent Luminaire (Zones 1 & 2 – 21 & 22)

	Ex de IIC – Standard version (fluorescent lamps not supplied)	Catalogue Number ^⑤	
		Unarmoured cable + 1x M25 cable gland ^①	Armoured cable M20 entries ^③
	2 x 18 W – 110-254 Vac, 50/60 Hz – 110-254 VDC	FEB218BUSN	FEB218BUSA
	2 x 36 W – 110-254 Vac, 50/60 Hz – 110-254 VDC	FEB236BUSN	FEB236BUSA
2 x 58 W – 110-254 Vac, 50/60 Hz – 110-254 VDC	FEB258BUSN	FEB258BUSA	

FN Series – Fluorescent Luminaire (Zones 2 – 21 & 22)

	Ex nR nA IIC – Standard version (fluorescent lamps not supplied)	Catalogue Number ^⑤	
		Unarmoured cable + 1x M25 cable gland ^⑥	Armoured cable M20 entries ^③
	2 x 18 W – 220-240 Vac, 50/60 Hz – 220-240 VDC	FNB218BKSNN	FNB218BKSAN
	2 x 36 W – 220-240 Vac, 50/60 Hz – 220-240 VDC	FNB236BKSNN	FNB236BKSAN
2 x 58 W – 220-240 Vac, 50/60 Hz – 220-240 VDC	FNB258BKSNN	FNB258BKSAN	

FD Series – Fluorescent Luminaire (Zones 1 & 2 – 21 & 22)

	Ex d IIC – 2x M20 entries (fluorescent lamps not supplied)	Catalogue Number ^①
	2 x 18 W – 110-254 Vac, 50/60 Hz – 110-254 VDC	FDB218BUM
	2 x 36 W – 110-254 Vac, 50/60 Hz – 110-254 VDC	FDB236BUM
	2 x 58 W – 110-254 Vac, 50/60 Hz – 110-254 VDC	FDB258BUM

① Cable glands provided in luminaires with unarmoured hub entries.

③ Must order armoured cable glands separately.

⑤ Emergency battery back-up version is available, please see the Appleton Lighting catalogue or visit our website at Emerson.com/appleton.


⑥ Provided with polyamide blanking plug, polyamide cable gland for unarmoured cable and 2 nickel plated locknuts.

Plugs, Sockets and Disconnect Switches


Lead Time:
2 DAY EXPRESS
To France, Belgium, Netherlands and Luxembourg
5 DAY EXPRESS
To Other European Countries



UPR Series – Plugs and sockets with switch (Zones 1 & 2 - 21 & 22)

	Ex de IIB – 16A Socket / Plug: Polyamide 1x M20 cable gland supplied	Catalogue Number	
		Socket	Plug
	2P+E – 16A – 100-130 Vac, 50/60 Hz	UPR316RY4	UPR316PY4
	2P+E – 16A – 200-250 Vac, 50/60 Hz	UPR316RB6	UPR316PB6
	3P+E – 16A – 380-415 Vac, 50/60 Hz	UPR416RR6	UPR416PR6
	3P+N+E – 16A – 380-415 Vac, 50/60 Hz	UPR516RR6	UPR516PR6
	Ex de IIB – 32A Socket / Plug: Polyamide 1x M25 cable gland supplied	Catalogue Number	
		Socket	Plug
3P+E – 32A – 380-415 Vac, 50/60 Hz	UPR432RR6	UPR432PR6	
3P+N+E – 32A – 380-415 Vac, 50/60 Hz	UPR532RR6	UPR532PR6	



PRE Series – Plugs and Sockets (Zones 1 & 2 - 21 & 22)

	Ex de IIC – 16A Socket : Polycarbonate / polyester – Plug: Polyamide 1x M20 cable gland supplied	Catalogue Number	
		Socket	Plug
	2P+E – 16A – 200-250 Vac, 50/60 Hz	PRE316RB	PRE316PB
	2P+E – 16A – 200-250 Vac, 50/60 Hz	PRE316MB (mobile socket)	PRE316PB
	3P+E – 16A – 380-415 Vac, 50/60 Hz	PRE416RR	PRE416PR
	Ex de IIC – 32A Socket: Polyester – Plug: Polyamide 1x M25 cable gland supplied	Catalogue Number	
		Socket	Plug
	3P+E – 32A – 380-415 Vac, 50/60 Hz	PRE432RR	PRE432PR


Lead Time:
5 DAY EXPRESS
To France, Belgium, Netherlands and Luxembourg
8 DAY EXPRESS
To Other European Countries



SWE Series – Disconnect Switches (Zones 1 & 2 – 21 & 22)

	Ex de IIC – 16A – Polyamide 2x M20 cable glands supplied	Catalogue Number
	2 pole, 2x M20 entries	SWE016S201AG
	Changeover switch, 2x M20 entries	SWE016C101AG
	Ex de IIC – 20A – Polyester 2x M20 cable glands supplied	Catalogue Number
	2 pole 20A, 2x M20 entries	SWE020S202AG
	3 pole 20A, 2x M20 entries	SWE020S301AG
	4 Pole 20A, 2x M20 entries	SWE020S401AG

SWD Series – Disconnect Switches (Zones 1 & 2 – 21 & 22)



	Ex d IIC – 16A – Aluminium	Catalogue Number ⑦
	2 Pole 20A, 2x M20 entries	SWD016S200A
	3 Pole 20A, 2x M20 entries	SWD016S300A
	4 Pole 20A, 2x M20 entries	SWD016S400A
	Changeover switch, 2x M20 entries	SWD016C100A

⑦ Cable glands are not supplied and must be ordered separately.



Junction Boxes





JBEL Series – Polycarbonate junction boxes (Zones 1 & 2 – 21 & 22)

	Ex e IIC – 4 terminals 2.5/4 mm² – 660 V		Catalogue Number
	4 x Integrated cable glands – unarmoured cable	☐	JBEL1N4P16G
	4 x M20 entries with earth brass continuity – 2x M20 plugs – armoured cable ⑦	☐	JBEL1A4M20
	Ex e IIC – 4 terminals 6/10 mm² – 690 V		Catalogue Number
	3x M20 entries – 3 cable glands – unarmoured cable	☐	JBEL2N3M20G
	4x M20 entries – 4 cable glands – unarmoured cable	☐	JBEL2N4M20G
	3x M25 entries – 3 cable glands – unarmoured cable	☐	JBEL2N3M25G
	4x M25 entries for unarmoured cable, with 4 cable glands	☐	JBEL2N4M25G
	4x M20 entries with earth brass continuity – 2x M20 plugs – armoured cable ⑦	☐	JBEL2A4M20
	4x M25 entries with earth brass continuity – 2x M25 plugs – armoured cable ⑦	☐	JBEL2A4M25


JBEP Series – Polyester junction boxes (Zones 1 & 2 – 21 & 22)

	Ex eb IIC – 6 terminals 4 mm² (4 + 2 earth terminals) Configuration: Single phase (1PE + 2L + 2N + 1PE) – Dim. ext. 85x85x61 mm		Catalogue Number ⑧
	3x M20 with earth continuity device ⑦	☐	JBEP080806AE03
	3x M20 with cable glands for unarmoured cable (diam. 6.5 to 14.5mm)	☐	JBEP080806NE03
	4x M20 with earth continuity device ⑦	☐	JBEP080806AE05
	4x M20 with cable glands for unarmoured cable (diam. 6.5 to 14.5mm)	☐	JBEP080806NE05
	Ex eb IIC – 8 terminals 4 mm² (6 + 2 earth terminals) Configuration: 3 Phase (1PE + 2L1 + 2L2 + 2L3 + 1PE) – Dim. ext. 120x120x91 mm		Catalogue Number ⑧
	4x M20 with earth continuity device ⑦	☐	JBEP121209AE25
	4x M25 with cable glands for unarmoured cable (diam 8 to 17mm)	☐	JBEP121209NE26
	4x M20 with earth continuity device ⑦	☐	JBEP121209AE27
	4x M25 with cable glands for unarmoured cable (diam 8 to 17mm)	☐	JBEP121209NE28

JBDR Series – Aluminum junction boxes (Zones 1 & 2 – 21 & 22)

	Ex d IIC	Catalogue Number	
		Unarmoured cable + 1x M25 cable gland	Armoured cable M20 entries ⑦
		2x entries	☐ JBDR25G ☐ JBDR20
		3x entries	☐ JBDR35G ☐ JBDR30
	Pillar terminal block (4 terminals capacity 4 x 4 mm ² or 2 x 6 mm ²)	TBP44	TBP44

JBES Series – Pre-drilled 316L stainless steel junction boxes (Zones 1 & 2 – 21 & 22)

	Ex e IIC – equipped with 2.5mm² terminals, continuity shields and M8 external earth crossing terminal		Catalogue Number ⑦ ⑧
	JBe36 - 14 terminals (7 pairs) + 7 continuity shields 220 x 260 x 150 mm - 1x M25 + 7x M20 on the bottom		JBES2226150F5
	JBe36 - 24 terminals (12 pairs) + 12 continuity shields 220 x 260 x 150 mm - 1x M32 + 12x M20 on the bottom		JBES2226150F6
	JBe46 - 38 terminals (19 pairs) + 19 continuity shields 220 x 370 x 200 mm - 1x M32 + 19x M20 on the bottom		JBES2237200F7
	JBe46 - 54 terminals (27 pairs) + 27 continuity shields 220 x 370 x 200 mm - 1x M40 + 27x M20 on the bottom		JBES2237200F8

⑦ Cable glands are not supplied and must be ordered separately.

⑧ For additional configuration and detailed information please refer to the Appleton catalogue, www.emerson.com/appleton, or contact your local sales representative.



Unicode™ 2 Series – Polyamide control stations (Zones 1 & 2 – 21 & 22)

	Ex de IIC	Catalogue Number ⑧⑨
	Momentary push button with green "I" or red "O" insert (NO+NC) – 2x M20 entries	U41W2A3
	Emergency stop mushroom head push-pull button (NO+NC) – 2x M20 entries	U41W2D3
	Emergency stop mushroom head with key release (NO+NC) – 2x M20 entries	U41W2C3
	Key push button, key removable in both positions (NO+NC) – 2x M20 entries	U41W2E3
	2 fixed position selector switch (NO+NC) – 2x M20 entries	U41W2H3
	3 fixed position selector switch "I-0-II" (2 NO) – 2x M20 entries	U41W2J1
	Green pilot light 12 to 254 Vac, 12 to 60 VDC – 2x M20 entries	U41W2PR
	Red pilot light 12 to 254 Vac, 12 to 60 VDC – 2x M20 entries	U41W2PG
	Green push button "I" (NO+NC) and red push button "O" (NO+NC) – 2x M20 entries	U42W2A3A3
	Green push button "I" (NO+NC) and red emergency stop mushroom head (NO+NC) – 2x M20 entries	U42W2A3D3
	Green pilot light and green push button "I" (NO+NC) – 2x M20 entries	U42W2PGA3
	Red pilot light and red push button "O" (NO+NC) – 2x M20 entries	U42W2PRA3
	Ammeter 48x48 mm, 1A current transformer, with 0-1-3 scale – 2x M20 entries	U42W2VA13
	Green push button "I" (NO+NC), red push button "O" (NO+NC) and red emergency stop mushroom head (NO+NC) – 2x M20 entries	U43W2A3A3D3
	Green indicator light and green push button "I" (NO+NC) and red push button "O" (NO+NC) – 2x M20 entries	U43W2PGA3A3
	Red indicator light and green push button "I" (NO+NC) and red push button "O" (NO+NC) – 2x M20 entries	U43W2PRA3A3
	Ammeter 48x48 mm, 1A current transformer, with 0-1-3 scale, green push button "I" (NO) and red push button "O" (NC) – 2x M20 entries	U43W2VA13A5A9
	Ammeter 48x48 mm, 1A current transformer, with 0-1-3 scale and 3 position selector switch with spring return "II-0" (NO+NC) – 2x M20 entries	U43W2VA13M3



Unicode 2 Series – Polyester control stations (Zones 1 & 2 – 21 & 22)

	Ex de IIC	Catalogue Number [®] [®]
	Momentary push button with green "I" or red "O" insert (NO+NC) – 2x M20 entries	U21W2A3
	Green momentary push button "I" (NO) – 2x M20 entries	U21W2A5
	Green push button "I" (NO+NC) and red push button "O" (NO+NC) – 2x M20 entries	U21W2A3A3
	Emergency stop mushroom head push-pull button (NO+NC) – 2x M20 entries	U21W2D3
	Emergency stop mushroom head with key release (NC) – 2x M20 entries	U21W2C3
	Key push button, key removable in both positions (NO+NC) – 2x M20 entries	U21W2E3
	Green pilot light and red pilot light – 2x M20 entries	U21W2PGPR
	2 fixed position selector switch (NO+NC) – 2x M20 entries	U21W2H3
	3 fixed position selector switch "I-0-II" (2 NO) – 2x M20 entries	U21W2J1
	Green push button "I" (NO) and red push button "O" (NC) – 2x M20 entries	U22W2A5A9
	Green push button "I" (NO+NC) and red push button "O" (NO+NC) – 2x M20 entries	U22W2A3A3
	Green push button "I" (NO) and red emergency stop mushroom head (NC) – 2x M20 entries	U22W2A5D9
	Green push button "I" (NO+NC) and red emergency stop mushroom head (NO+NC) – 2x M20 entries	U22W2A3D3
	Green pilot light and green push button "I" (NO+NC) – 2x M20 entries	U22W2PGA3
	Red pilot light and red push button "O" (NO+NC) – 2x M20 entries	U22W2PRA3
	Green indicator light, red indicator light "I" (NO) green push button and red push button "O" (NC) – 2x M20 entries	U22W2PGPRA5A9
	Ammeter 48x48 mm, 1A current transformer, with 0-1-3 scale and 3 position selector switch with spring return "II-0" (NO+NC) – 2x M20 entries	U22W2VA13M3
	Green push button "I" (NO), red push button "O" (NC) and red emergency stop mushroom head (NC) – 2x M20 entries	U23W2A5A9D3
	Green indicator light and green push button "I" (NO+NC) and red push button "O" (NO+NC) – 2x M20 entries	U23W2PGA3A3
	Red indicator light and red push button "I" (NO+NC) and green push button "O" (NO+NC) – 2x M20 entries	U23W2PRA3A3

[®] For additional configuration and detailed information please refer to the Appleton catalogue, www.emerson.com/appleton, or contact your local sales representative.
[®] Control station with threaded earth brass plate, 20 mm entries are supplied with polyamide blanking plug and polyamide cable gland for unarmoured cables.



Unicode 2 Series – 316L Stainless steel control stations (Zones 1 & 2 – 21 & 22)

	Ex de IIC	Catalogue Number ⑧ ⑨
	Momentary push button "I" (NO+NC) – 2x M20 entries	U61W2A3
	Two momentary push buttons "I" (NO) and "O" (NC) – 2x M20 entries	U61W2A5A9
	Emergency stop mushroom head push-pull button (NO+NC) – 2x M20 entries	U61W2D3
	Emergency stop mushroom head with key release (NO+NC) – 2x M20 entries	U61W2C3
	Key push button, key removable in both positions (NO+NC) – 2x M20 entries	U61W2E3
	Red pilot light – 12 to 254 Vac, 12 to 60 VDC – 2x M20 entries	U61W2PR
	Green pilot light – 12 to 254 Vac, 12 to 60 VDC – 2x M20 entries	U61W2PG
	2 fixed position selector switch "0-I" (NO+NC) – 2x M20 entries	U61W2H3
	3 fixed position selector switch "I-0-II" (2 NO) – 2x M20 entries	U61W2J1
	Green push button "I" (NO+NC) and red push button "O" (NO+NC) – 2x M20 entries	U62W2A3A3
	Green push button "I" (NO+NC) and red emergency stop mushroom head (NO+NC) – 2x M20 entries	U62W2A3D3
	Green indicator light and green push button "I" (NO+NC) – 2x M20 entries	U62W2PGA3
	Red indicator light and red push button "O" (NO+NC) – 2x M20 entries	U62W2PRA3
	Ammeter 48x48 mm, 1A current transformer, with 0-1-3 scale and 3 position selector switch with spring return "II-0" (NO+NC) – 2x M20 entries	U62W2VA13M3
	Green push button "I" (NO), red push button "O" (NC) and red emergency stop mushroom head (NO+NC) – 2x M20 entries	U62W2A5A9D3
	Green indicator light and green push button "I" (NO+NC) and red push button "O" (NO+NC) – 2x M20 entries	U62W2PGA3A3
	Red indicator light and green push button "I" (NO+NC) and red push button "O" (NO+NC) – 2x M20 entries	U62W2PRA3A3
	Green indicator light, red indicator light "I" (NO), green push button and red push button "O" (NC) – 2x M20 entries	U63W2PGPRA5A9

⑧ For additional configuration and detailed information please refer to the Appleton catalogue, www.emerson.com/appleton, or contact your local sales representative.
 ⑨ Control station with 20 mm entries are supplied with polyamide blanking plug, polyamide cable gland for unarmoured cables and two nickel plated brass locknuts.


Cable glands




TEC Series – Polyamide cable glands (Zones 1 & 2 – 21 & 22)

	Ex e cable gland with seal – ATEX / IECEx	Catalogue Number	
		Black RAL 9005	Blue RAL 5012
		M16	16TEC0410N
M20	20TEC0814N	20TEC0814B	
M25	25TEC1018N	25TEC1018B	
M32	32TEC1425N	32TEC1425B	
M40	40TEC1632N	40TEC1632B	


A2F Series – Cable glands for unarmoured cable (Zones 1 & 2 – 21 & 22)

	Cable gland (nickel-plated brass) – ATEX / IECEx	Catalogue Number
	M20S	20SA2F5
	M20	20A2F5
	M25	25A2F5
	M32	32A2F5
	M40	40A2F5

E1FX Series – Cable glands for armoured cable (braid) (Zones 1 & 2 – 21 & 22)

	Cable gland (nickel-plated brass) – ATEX / IECEx	Catalogue Number
	M20S	20SE1FX5
	M20	20E1FX5
	M25	25E1FX5
	M32	32E1FX5
	M40	40E1FX5


T3 Series – Cable glands for armoured cable (wire, braid, tape) (Zones 1 & 2 – 21 & 22)

	Cable gland (nickel-plated brass) – ATEX / IECEx	Catalogue Number
	M20S	20ST35
	M20	20T35
	M25	25T35
	M32	32T35
	M40	40T35


Cable gland accessories




Nickel-plated brass locknut

	Locknut		Catalogue Number
		M20	095701
		M25	095702
		M32	095703
		M40	095708


737 Series – Nickel plated brass adaptors (Zones 1 & 2 – 21 & 22)

	Adaptor – ATEX / IECEx		Catalogue Number
	Male	Female	
	M25	M20	737DM3M25
	M32	M20	737DM4M25
	M32	M25	737DM4M35
	M40	M25	737DM5M35
	M40	M32	737DM5M45


BVE Series – Polyamide blanking plugs with seal (Zones 1 & 2 – 21 & 22)

	Blanking plug Ex e with seal – ATEX / IECEx		Catalogue Number
		M20	095714
		M25	095715
		M32	095486
		M40	095487

757 Series – Nickel plated brass blanking plugs (Zones 1 & 2 – 21 & 22)

	Blanking plug – ATEX / IECEx		Catalogue Number
		M20	757DM25
		M25	757DM35
		M32	757DM45
		M40	757DM55

Nylon (white) entry thread seals

	Entry thread seals		Catalogue Number
		M20	20ETS2
		M25	25ETS2
		M32	32ETS2
		M40	40ETS2

Cable gland selection guide



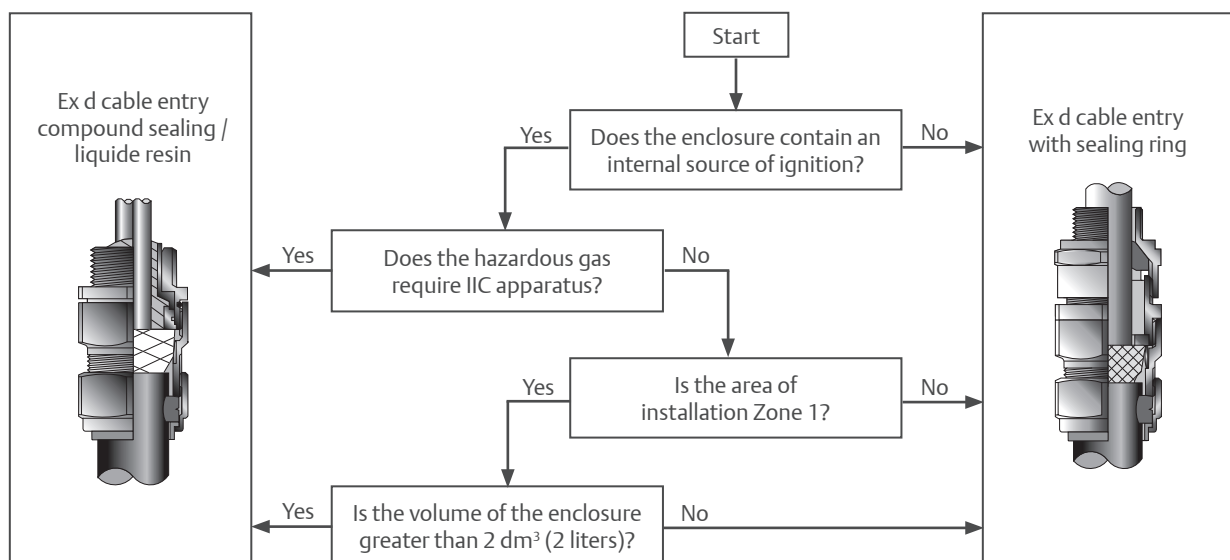
Selection chart – Certifications

Type	Mode of protection	Series	Material	Unarmoured cables	Armoured cables		
					Wire	Braid	Tape
Neoprene seal	“e”	TEC	Polyamide	Yes			
Elastomer seal	“d” and “e”	A2F	Brass, fully nickel plated / stainless steel	Yes			
		E1FX	Brass, fully nickel plated			Yes	Yes
		E1FW	Brass, fully nickel plated		Yes		
		E1FU	Brass, fully nickel plated		Yes	Yes	Yes
		T3	Brass, fully nickel plated		Yes	Yes	Yes
		TE1FU	Stainless steel		Yes	Yes	Yes
Compound seal	“d” and “e”	PX (PXSS2K)	Brass, fully nickel plated	Yes			
		PX2K	Brass, fully nickel plated		Yes	Yes	Yes
Liquid resin	“d” and “e”	PXSS2K-REX	Brass, fully nickel plated	Yes			
		PX2K-REX	Brass, fully nickel plated		Yes	Yes	Yes

Selection Guide

Selection of cable entry for Ex d flameproof enclosure.

Note: Cable must be substantially compact and circular with an extruded bedding, and if any fillers are used they are Non-Hygroscopic.



Customized electrical equipment manufactured in France

Emerson's manufacturing facility in Amiens, France is ATEX (QAN), IECEx (QAR) and ISO 9001: 2015 certified. The use of the latest technology machining centers results in a high quality, custom fabricated products for improved reliability and service life.

Utilising the latest innovations in automation, the site is equipped with:

- the latest generation computer numerical control (CNC) machine for high precision drilling, suitable for large enclosures
- two painting processes (liquid and epoxy powder)
- static overpressure test station, necessary for Ex d explosionproof enclosures
- 80 machining tools for custom fabrication
- detailed quality control
- knowledgeable, trained and certified employees

Designed for safety and performance and built to customer specifications, Emerson can provide 3 metres long, 5 tons custom switchracks comprised of electrical distribution panelboards, fully wired cabinets, all installed on a steel frame.

Made to Order Products


(Zones 1 & 2 – 21 & 22)



10 kV Ex e Stainless Steel Junction Box



Ex ia Instrumentation Junction Box



Ex d Panelboard with 8 Branch Circuit Breakers Coupled with Ex e Polyester Junction Box



Ex d Control Panel



Distribution Panelboard Ex de - PlexPower™ in Glass Reinforced Polyester IIB+H₂ or IIC



Distribution Panelboard Ex de - PlexPower in Stainless Steel IIB+H₂ or IIC



Ex de Switchrack



Polyester junction boxes

We have improved our offering of polyester instrumentation and junction boxes, the JBEP Series:

- equipment of our standardized boxes
- generic quotation approval plans
- order quantity limited to 25 pieces maximum, delivery in 12 working days to your site in France / Benelux and 15 working days to your site in other European countries

Please consult the Sales Representative in your region for more information about the JBEP Series:

JBEP Catalogue Number	Size
JBEP12120950	120x120x91
JBEP1717090	170x170x91
JBEP2021100	200x215x95
JBEP2021150	200x215x145
JBEP2532150	250x320x150
JBEP3250150	320x500x150
JBEP327150	320x750x150
JBEP5032150	500x320x150



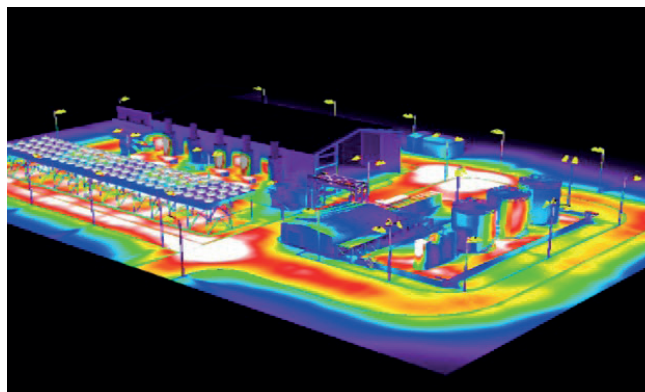
Complete catalogue pages of JBEP Series available at www.emerson.com

Free lighting design services

In order to choose the best LED solutions, we suggest the using DIALux™ software to design, calculate and visualize your applications lighting design. The Appleton DIALux Plug-In can be used with the DIALux software platform or for exporting IES files for use in other programs. This plug-in is available in the Lighting Resources section at MasteringLED.com.

DIALux allows you to see what LED lighting is most suited to your needs and ATEX constraints, ranging from a simple room to a production unit including outdoor lighting.

It will highlight the advantages of LEDs in terms of reducing the number of luminaires (in the event of modernization of your installations), increasing brightness and reducing energy consumption on site. These factors are necessary in order to obtain an energy savings certificate (EEC) showing minimum energy consumption for your lighting project.



For assistance, please send your requests to : atxledservices@emerson.com

ATEX Training

The ATEX Standards are constantly evolving, we follow these changes closely in order to provide you with answers to your questions.

We offer tailor-made ISM-ATEX training for anyone who has to work in potentially explosive atmospheres, whether or not working on electrical ATEX equipment.

Depending on your needs, three training levels (levels 0, 1 and 2) are available. This training can be conducted on our premises or at your location or via a webinar session.

Please contact our authorized trainer

ISM-ATEX level 3-Electric:
michel.havet@emerson.com



CONCEPTION, REALISATION ET MAINTENANCE EN ATMOSPHERES EXPLOSIBLES
DESIGN, INSTALLATION AND MAINTENANCE IN HAZARDOUS AREA

CERTIFICAT DE COMPETENCE / COMPETENCE CERTIFICATE
INERIS N° 19CF0022

HAVET Michel

Formateur
Niveau 3-Électrique
Trainer, Level 3-Electric



Date de Validité : 20/09/2021
Validity date : 2021/09/20



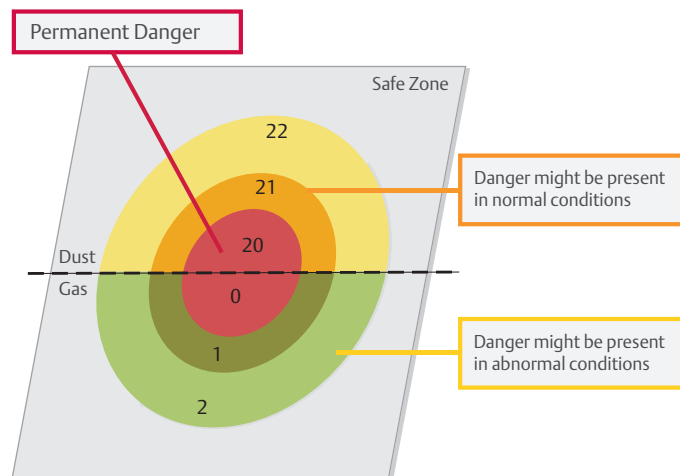


Examples of gas and vapor environments

ZONE 0	ZONE 1	ZONE 2	SAFE ZONE
<p>Example 1 Conditions :</p> <ul style="list-style-type: none"> ① Manual ventilation ② Zone 0 ③ Zone 1 ④ Safe area • Open air mixing tank • No mechanical ventilation • Products stored in the work area 	<p>Example 2 Conditions :</p> <ul style="list-style-type: none"> ① Tank with extractor hood ② Zone 0 ③ Zone 1 ④ Zone 2 ⑤ Safe area ⑥ Mechanical ventilation ⑦ Products stored outside the work area 	<p>Example 3 Conditions :</p> <ul style="list-style-type: none"> ① Closed Tank ② Mechanical ventilation ③ Zone 0 ④ Zone 2 ⑤ Safe area • Control of operations outside the work area 	

Zone Classification

Zone classification is based on the presence frequency of the hazardous atmosphere:



Zone 0 (gas) / 20 (dust)

A place in which an explosive atmosphere either [consisting of a mixture with air of dangerous substances in the form of gas, vapor or mist] or [in the form of a cloud of dust in air] is present continuously or for long periods or frequently.

Zone 1 (gas) / 21 (dust)

A place in which an explosive atmosphere either [consisting of a mixture with air of dangerous substances in the form of gas, vapor or mist] or [in the form of a cloud of dust in air] is likely to occur in normal operation occasionally.

Zone 2 (gas) / 22 (dust)

A place in which an explosive atmosphere either [consisting of a mixture with air of dangerous substances in the form of gas, vapor or mist] or [in the form of a cloud of dust in air] is not likely to occur in normal operation but, if it does occur, will persist for a short period only.

General information on ATEX Zones

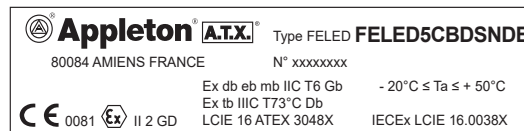


Selection table – Certifications

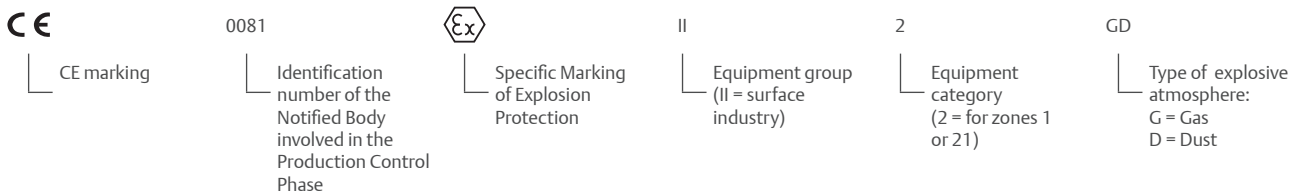
Gas and dust groups		Temperature Class	
Gas group	Examples	Marking	Surface Temperature
IIA	Methane, Ethane, Propane, Butane...	T1	450 °C
IIB	Ethylene, Carbon Monoxide, H2S, Ethanol...	T2	300 °C
IIC	Acetylene, Carbon Disulfide, Hydrogen, Ethyl nitrate	T3	200 °C
Dust group	Examples	T4	135 °C
IIIA	Combustible flyings (ex: fibers)	T5	100 °C
IIIB	Non-conductive dust	T6	85 °C
IIIC	Conductive dust		

Modes of protection gas (examples)				Modes of protection dust (examples)			
Cat / EPL	Symbol	Normal	Protection Mode	Cat / EPL	Symbol	Normal	Protection Mode
1G / Ga	ia	EN 60079-11	Intrinsic safety	1D / Da	ia	EN 60079-11	Intrinsic safety
	ma	EN 60079-18	Encapsulation		ma	EN 60079-18	Encapsulation
2G / Gb	db	EN 60079-1	Flameproof enclosure	2D / Db	ta	EN 60079-31	Flameproof enclosure
	eb	EN 60079-7	Increased safety		ib	EN 60079-11	Intrinsic safety
	ib	EN 60079-11	Intrinsic safety		mb	EN 60079-18	Encapsulation
	mb	EN 60079-18	Encapsulation		tb	EN 60079-31	Protection by enclosure
	pxb, pyb	EN 60079-2	Pressurized enclosure		pxb, pyb	EN 60079-2	Pressurized enclosure
3G / Gc	ec	EN 60079-7	Increased safety	3D / Dc	ic	EN 60079-11	Intrinsic safety
	nR	EN 60079-15	Restricted breathing		mc	EN 60079-18	Encapsulation
	mc	EN 60079-18	Encapsulation		tc	EN 60079-31	Protection by enclosure
	pzc	EN 60079-2	Pressurized enclosure		pzc	EN 60079-2	Pressurized enclosure

General information on ATEX Zones

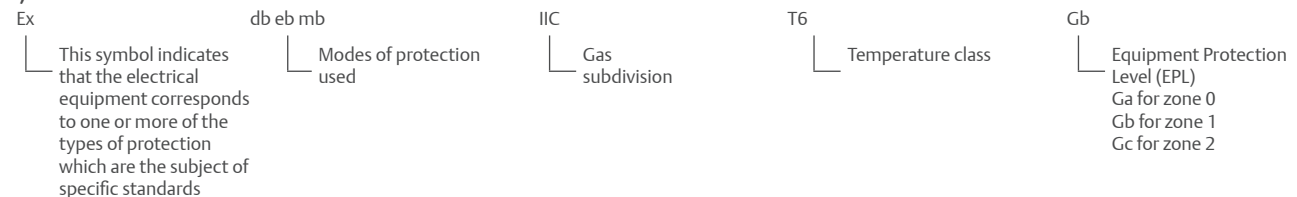


According ATEX Directive:

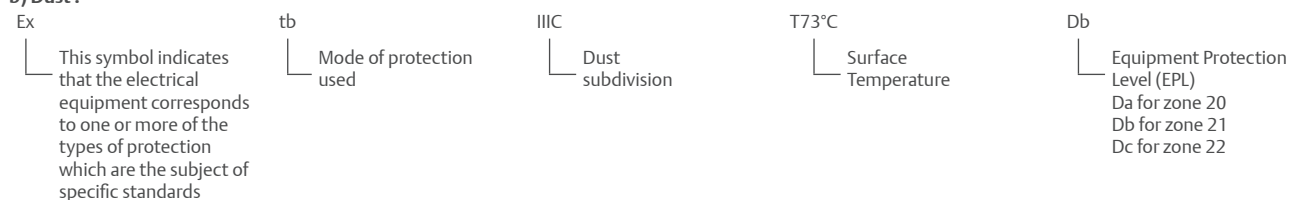


According EN 60079-0 standard (Explosive Atmospheres-Equipment-General Requirements) and EN 60079-1/2... standards (Modes of protection standards):

a) Gas :



b) Dust :



Risks linked to gases (G): Zones 0, 1 & 2 [Ⓢ]

Industries	Type of hazard / Presence of gas	Applications
 <p>Automotive, mechanical, boiler construction, plastic parts or parts with a plastic appearance</p>	<p>Solvent vapors (Type IIB)</p>  <p>Liquid paint, varnish, bonding, stripping, etc.</p>	 <p>Paint booths, processing.</p>
 <p>Processing of aerosol dispensers</p>	<p>Propellant gas</p>  <p>Lubricants, perfumes, paint, surface treatment, etc.</p>	 <p>Filling processes</p>
 <p>Automotive outsourcing, earthenware, glass, high-power heating (ovens), etc.</p>	<p>Emanation and gas leakage</p>  <p>Heating processes, hydrogen furnaces</p>	 <p>Oven proximity, control unit, processing, etc</p>
Handling and storage of dangerous products		
 <p>All-industry handling with forklift (warehouse storage)</p>	 <p>Butane, propane, etc.</p>	 <p>Battery charging area for trucks, storage areas, etc.</p>
 <p>Petrochemicals, oil exploration, production, refining and storage</p>	<p>Fossil fuels</p>  <p>Oil, petrol, methane, etc.</p>	 <p>Processing, storage, transportation, etc.</p>

[Ⓢ] Non-exhaustive list

Explosive dust (D): Zones 20, 21 & 22[ⓐ]

Industries	Type of dust	Applications
Food dust		
		
<p>Silos, flour milling, baking, agri-foods, etc.</p>	<p>Cereals, starch, sugar, flour, milk, chocolate, colorings, etc.</p>	<p>Storage, transportation (mechanical, on road vehicles), milling, crushing, filling, etc.</p>
Plant dust		
		
<p>Wood, manufacture of furniture and corks. Wood silos, waste sorting, textiles, etc.</p>	<p>Wood, bark, cork, cotton, paper, etc.</p>	<p>Storage, transportation, processing</p>
Metal dust		
		
<p>Surface treatment, shot blasting, sandblasting, etc.</p>	<p>Aluminum, magnesium, ferro alloys, etc.</p>	<p>Processing</p>
Dust from industrial processing		
		
<p>Processing of plastics, tires, paints, etc.</p>	<p>Plastics, powder coatings, fertilizers, rubber, elastomers, resins and synthetic adhesives, etc.</p>	<p>Storage, transportation, processing</p>

[ⓐ] Non-exhaustive list

Electrical equipment for potentially explosive atmospheres, delivered when you need it.



Appleton is the cornerstone brand of Emerson's Electrical and Lighting business; trusted worldwide to make electrical installations safer, more productive and more reliable.

United States (Headquarters)
Appleton Grp LLC
9377 W. Higgins Road
Rosemont, IL 60018
United States
T +1 800 621 1506

Europe
ATX SAS
Espace industriel nord
35 rue André Durouchez
CS 98017
80084 Amiens Cedex 2, France
T +33 3 2254 1390

Canada
EGS Electrical Group Canada Ltd.
99 Union Street
Elmira ON, N3B 3L7
Canada
T +1 888 765 2226

Latin America
EGS Comercializadora Mexico
S de RL de CV
Calle 10 N°145 Piso 3
Col. San Pedro de los Pinos
Del. Álvaro Obregon
Ciudad de México, 01180
T +52 55 5809 5049

Asia Pacific
EGS Private Ltd.
Block 4008, Ang Mo Kio Ave 10,
#04-16 TechPlace 1,
Singapore 569625
T +65 6556 1100

Australia Sales Office
Bayswater, Victoria
T +61 3 9721 0387

Korea Sales Office
Seoul
T +82 2 3483 1555

China Sales Office
Shanghai
T +86 21 3338 7000

Jebel Ali- Dubai Office
Emerson, Building A
Appleton Group
Jebel Ali Free Zone- South
T +971 4 811 81 00

Middle East Sales Office
Dammam, Saudi Arabia
T +966 13 510 3702

India Sales Office
Chennai
T +91 44 3919 7300

Chile Sales Office
Las Condes
T +56 2928 4819

 emerson.com/fr-fr/automation/appleton

 [LinkedIn.com/company/emerson](https://www.linkedin.com/company/emerson)



Nortelco AS
tel +47 2257 6100
www.nortelco.no

The Emerson logo is a trademark and service mark of Emerson Electric Co. Appleton is a registered trademark of Appleton Grp LLC. All other marks are the property of their respective owners. © 2020 Emerson Electric Co. All rights reserved. ATXAPPLSCF09 - EN



CONSIDER IT SOLVED™