

DATASHEET

Control Panel

For Obelux LED Aviation Obstruction Lights

OBELUX
AVIATION LIGHTS

Obelux Oy, Kutomontie 6 B, 00380 Helsinki FINLAND | The information in this document is subject to change without notice.

© Obelux Oy 2018

Mechanical characteristics

- ▶ Design degree of protection: IP66
- ▶ Cabinet size (400x300x200mm)
- ▶ Material: Painted sheet metal or acidproof steel (AISI316L)
- ▶ Weight: <11kg
- ▶ EMC cable glands
- ▶ Cable glands: 2 x M25 (11-17 mm cable diameter), 2 x M20 (6-13 mm cable diameter)
- ▶ Operating temperature range: -55°C to +55°C

Electrical characteristics


- ▶ Operating voltage: 100-240VAC
- ▶ Power consumption: <10W
- ▶ Serial ports (1 x RS-485)
- ▶ Alarm Output NO/NC dry contact.
Switch voltage/current max:
50V_{DC} (1A), 250 V_{AC} (10A)
- ▶ Ethernet connection with optic fibre or standard RJ45 connection.

Specifications met

ICAO International Standards and Recommended Practices:
Aerodromes Annex 14 Volume 1,
6th Edition, July 2013, Chapter 6

FAA Advisory Circular
AC 150/5345-43G

Several other national standards



Control Panel

Obelux Control Panel is designed for controlling Obelux Light Head Controllers and aviation lights. The unit offers several features including GPS synchronization, several flash modes, fault signal in case of a malfunction, and Ethernet (IP Protocol) interface. System can be monitored over internet through web browser.

Key Features

- ▶ Designed for controlling Obelux Light Head Controllers and aviation lights
- ▶ Easy to connect to SCADA or Ethernet/IP network by using either optic fibre or standard RJ45 connector.
- ▶ Small and compact size
- ▶ Alarm output (dry contact)
- ▶ Overvoltage protection
- ▶ Maintenance free system

DATASHEET

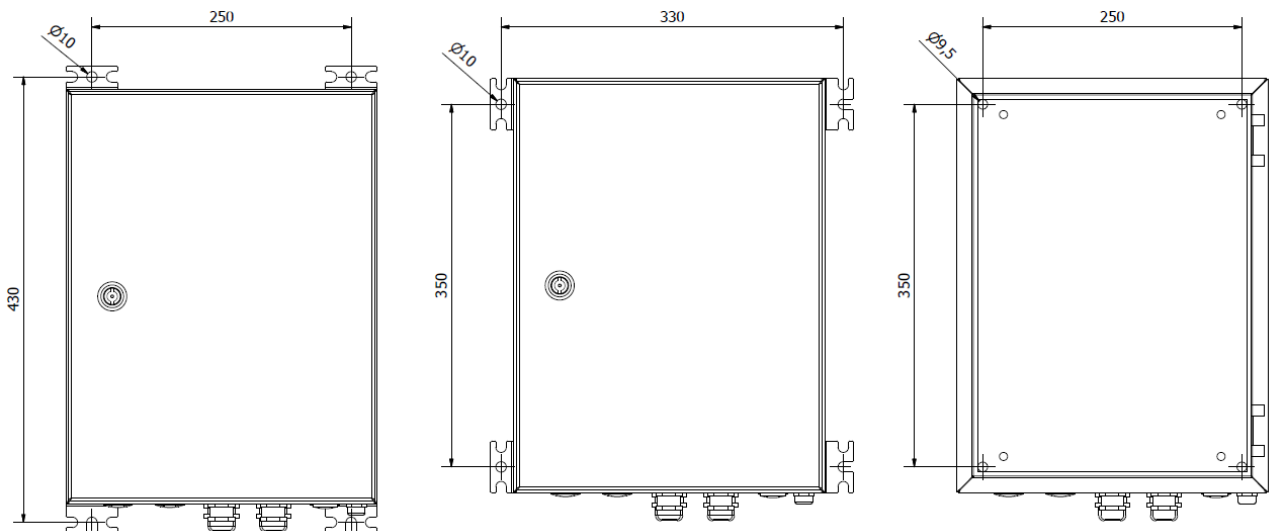
Control Panel

For Obelux LED Aviation Obstruction Lights

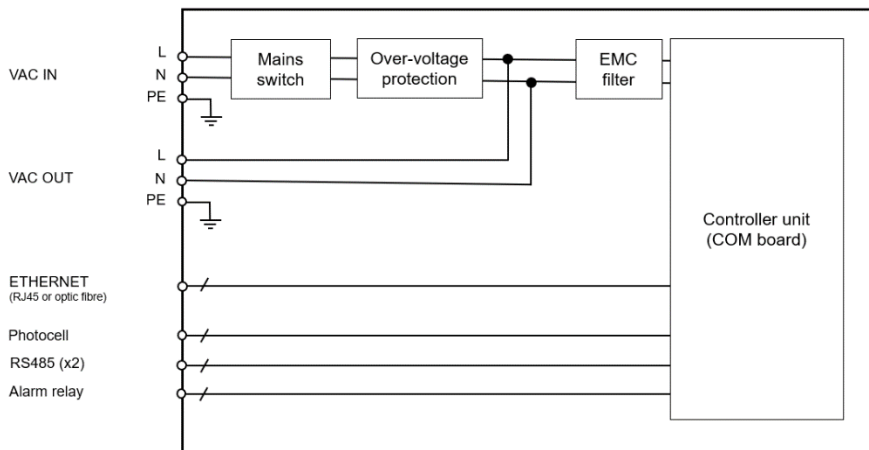
OBELUX
AVIATION LIGHTS

Obelux Oy, Kutomote 6 B, 00380 Helsinki FINLAND | The information in this document is subject to change without notice.

© Obelux Oy 2018



1. Cabin dimensions



2. Block diagram

Order code	Input Voltage	Weight	Cabin material	Dimensions (L x W x D)	Packing dimensions
CP-ACW-XXX-A3	100-240Vac	<11kg	Painted steel	400 x 300 x 200 mm	TBD
CP-ACW-XXX-B3	100-240Vac	<11kg	Acidproof steel	400 x 300 x 200 mm	TBD

XXX :
 F = Optic fiber connection
 W = Web server
 G = GPS synchronization